



# Pratt's Center for Teaching and Learning

Overview of Fall 2020 and Spring 2021

## Highlights of Activities and Projects:

- ❖ Resilient Teaching Online (RTO)
- ❖ The Playground Institute
- ❖ New Faculty Orientation Series
- ❖ Canvas Office Hours
- ❖ Deep Dive Communities
- ❖ Faculty Learning Community
- ❖ CTL Fellows
- ❖ Compose (Contemplative Practices and Positive Education)
- ❖ Integrating Mindfulness
- ❖ Interactive Conversations
- ❖ The Empire State Partnership Protocol
- ❖ DEI in the Curriculum
- ❖ Un-grading Conversations

## CTL Website:

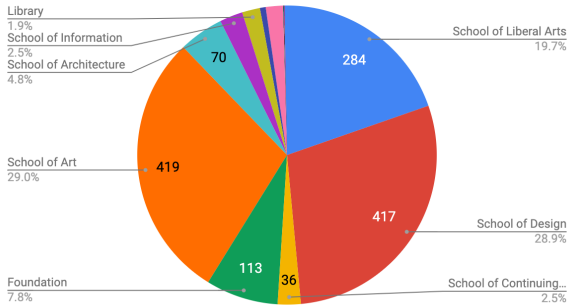
- The CTL website (<https://commons.pratt.edu/ctl/>) was redesigned for easier navigation and consolidated visual layout.
- Overall pageviews in the past 12 months was up by more than **500%** (8024 in 2019/20 to 42,000 in 2020/21)
- Unique IPA's (visitors on the CTL site) was up by almost **200%** (743 in 2019/20 compared to 1473 in 2020/21)
- Most popular page: Canvas - 15.6% of total page views

## Attendance at CTL Events:

- The attendance in Fall 2020 was 1444 participants (362 unique); and in Spring 2021 it was 620 participants (218 unique). **In total, 2064 participants (and 494 unique participants) attended CTL events during this academic year.**
- Of that, most participants were part time (69% part time in Fall 2020 and 65% part time in Spring 2021).

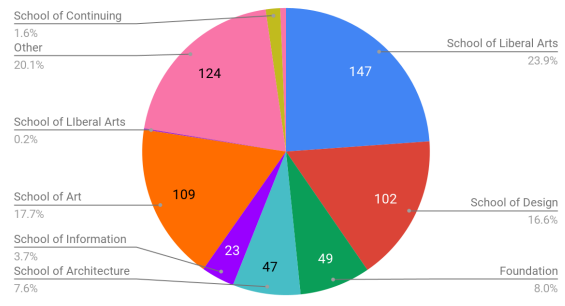
### Fall 2020 - School, Status and Event

Fall 2020 - Count of School



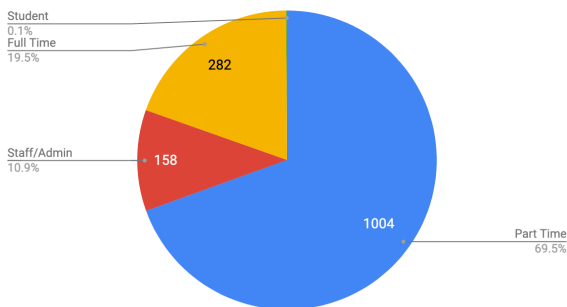
### Spring 2021 - School, Status and Event

Spring 2021 Count of School

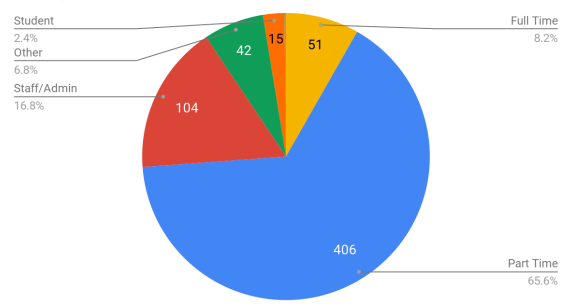


Between Fall 20 and Spring 21, we had increased the percentage of participants from the 'Other' category which accounts for students and alumni who participated mostly in Compose, but also other events in the Spring 2021 semester.

Fall 2020 - Count of Status

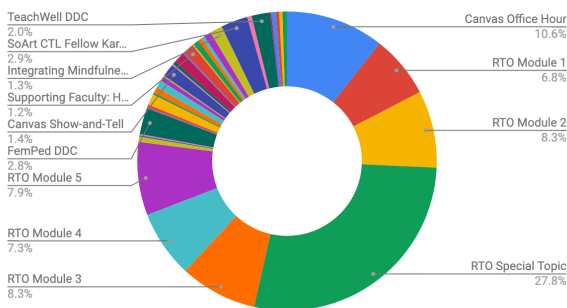


Spring 2021 - Count of Status

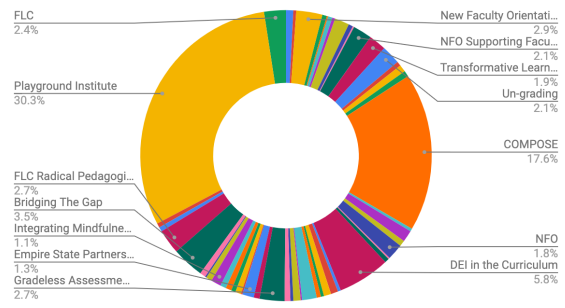


Between Fall 20 and Spring 21, the percentage of part time faculty in CTL events remained about the same (65%). The increased percentage of participants from the 'Student' and 'Other' categories, as stated above, represent those who participated mostly in the Compose.

Fall 2020 - Count of Event Title



Spring 2021 - Count of Event Title



The majority of our participants in the Fall 2020 semester came from the RTO program (more than half of the total participants); and the majority in the Spring came from The Playground Institute (30%) and the Compose project (17%) both of which were longer terms series, as opposed to other events that were one-offs.

