

# Pratt's Center for Teaching and Learning

Overview of Fall 2021 and Spring 2022

## Highlights of Activities and Projects:

- ❖ Fall Forum: Pedagogies of Reparation and Rebuilding
- ❖ NFO and Supporting Faculty Series
- ❖ Faculty Spotlights
- ❖ Deep Dive Communities: Gradeless Assessment
- ❖ Deep Dive Communities: The Hero's Journey
- ❖ Deep Dive Communities: Writing the Possible
- ❖ Deep Dive Communities: Participatory Education
- ❖ FLC - Faculty Learning Community
- ❖ CTL Fellows
- ❖ Fellows Showcase Presentation
- ❖ COMPOSE (Contemplative Practices and Positive Education)
- ❖ Teach.well (Network to Support Wellbeing for Teachers in Higher Education)
- ❖ CTL Advisory Group
- ❖ Learning Pedagogy Series
- ❖ Critique as Playground Summer Institute

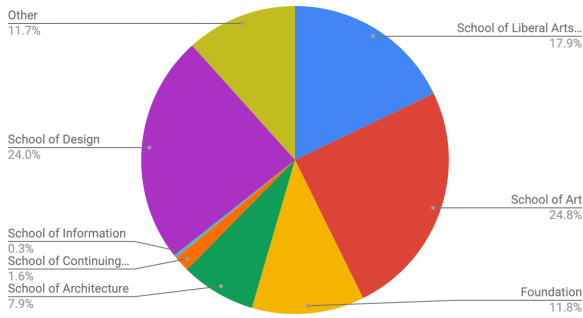
## Attendance at CTL Events:

- The attendance in Fall 2021 was 998 participants (584 unique); and in Spring 2022 it was 921 participants (517 unique). **In total, 1919 participants (and 717 unique participants) attended CTL events during this academic year.**
- This is compared to the attendance in 2020/21, which was 2064 participants (and 494 unique).
- This results in an **increase overall of 31.1% in unique attendees** from 2020/21 to 2021/22.
- Of that, most participants were part time (51.2% part time, 9.7% full time, and 38.5% staff in Fall 2021 and 73.2% part time, 13.3% full time, and 13.5% staff in Spring 2022).

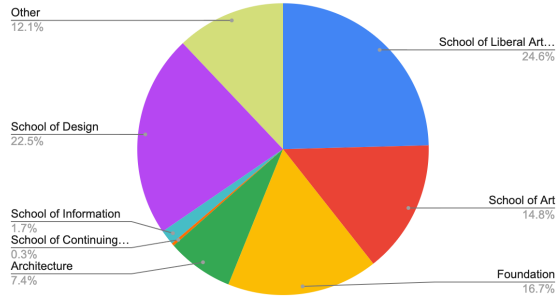
### Fall 2021 - School, Status and Event

### Spring 2022 - School, Status and Event

Fall 2021: Count of Schools

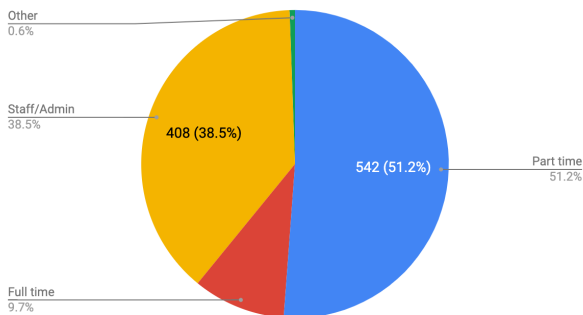


Spring 2022: Count of Schools

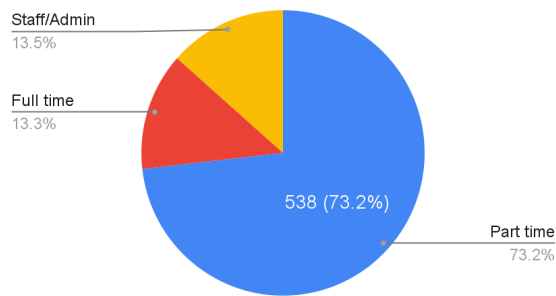


Between Fall 21 and Spring 22, we had increased the percentage of participants from the School of Liberal arts and School of Art. This is due to the three Deep Dive Communities, which attracted faculty from those schools.

Fall 2021: Count of Status

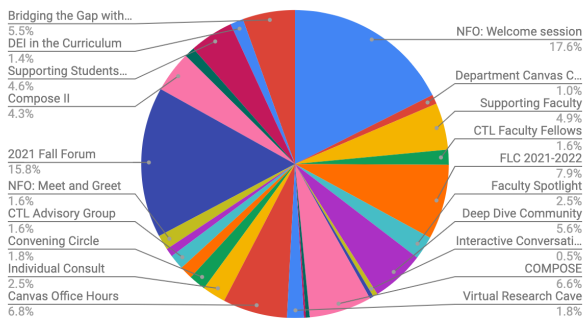


Spring 2022: Count of Status

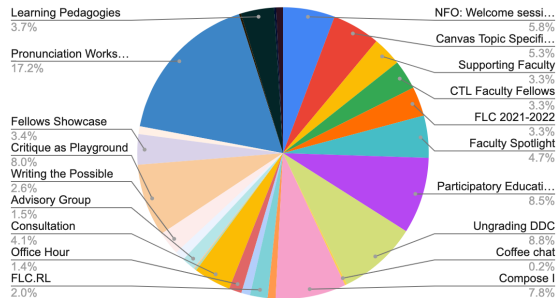


Between Fall 21 and Spring 22, the percentage of part time faculty in CTL events jumped from 54% in Fall and 73% in Spring, and decreased from staff and admin from 38% in Fall to 13% in Spring. This is primarily due to the Fall Forum, which attracts many non-faculty participants, whereas in the Spring most of the programming is geared towards faculty.

Fall 2021: Attendees for each event type



Spring 2022: Attendees for each event type



In Fall '21, our two largest attended events were the New Faculty Orientation which is due to the increased number of new hires in the Fall and the Fall Forum, which draws not only faculty and staff, but some community members, artists and students, as well. In the Spring '22, three largest attended events were the Chinese Pronunciation Workshop, which was organized in collaboration with the Office of International Affairs, and two Deep Dives - Participatory Education and Gradeless Assessment - both of which were facilitated by a group of faculty.

